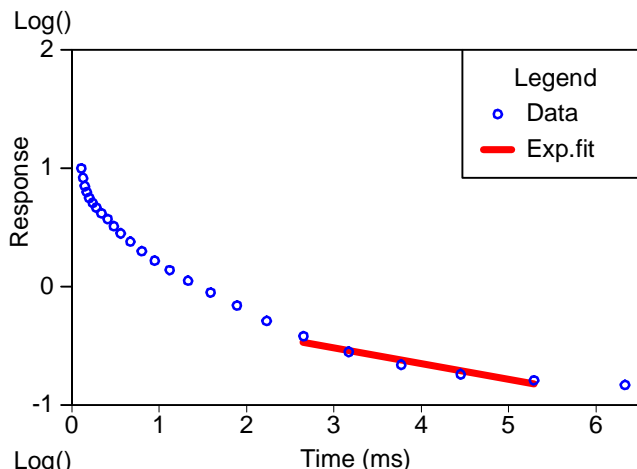
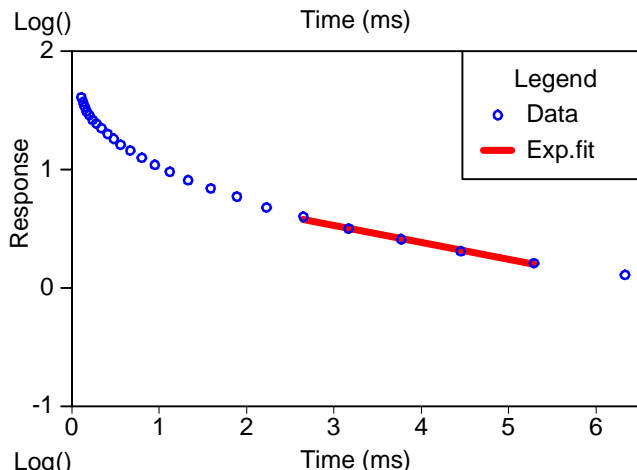


# Time-domain decay curves



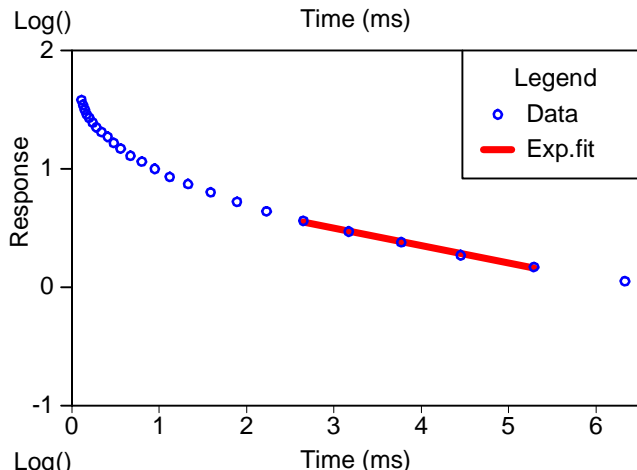
Line: 3520  
 Anomaly letter: A  
 UTC second: 68662.2  
 Easting: 499431.5  
 Northing: 567456.3

Time constant ( $\tau$ ): 0.31  
 For time gates: 2.65 - 5.29



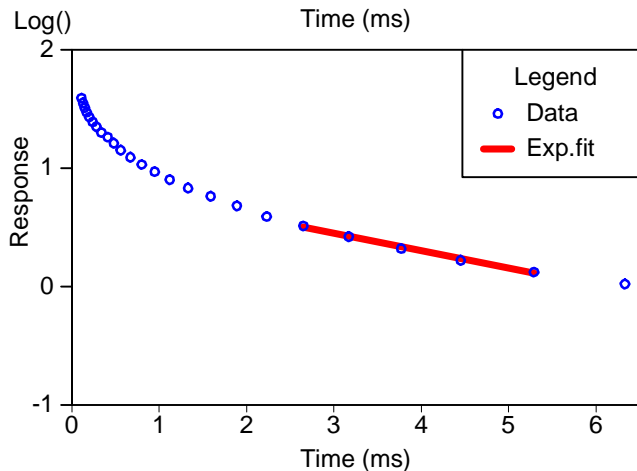
Line: 3520  
 Anomaly letter: B  
 UTC second: 68793.7  
 Easting: 496235.4  
 Northing: 567456.3

Time constant ( $\tau$ ): 0.34  
 For time gates: 2.65 - 5.29



Line: 3520  
 Anomaly letter: C  
 UTC second: 68808.2  
 Easting: 495895.6  
 Northing: 567456.3

Time constant ( $\tau$ ): 0.34  
 For time gates: 2.65 - 5.29



Line: 3520  
 Anomaly letter: D  
 UTC second: 68811.8  
 Easting: 495811.9  
 Northing: 567456.3

Time constant ( $\tau$ ): 0.34  
 For time gates: 2.65 - 5.29